




Fill up Account Opening Form




Submit required documents



In Person Verification Process



Sign Agreement Copies, If any



Once Process is complete, get Your Account Number / ID

PROCEDURE FOR OPENING OF AN ACCOUNT

Instructions:

- The person can download the account opening application form from the website of the company. (URL: <https://www.aryafingroup.in/static/downloads.aspx>)
- Fill up all the required details as per Proof of Identity and Proof of Address i.e. PAN Card and Aadhar Card, etc.
- Submit the application form along with the copy of self-attested acceptable documents either in person or through the Authorized Officials.

Verification:

- Once the documents have been submitted, documents are identified and examined against various checks.

In-Person Verification

Account will be activated, once all the documents and form are found in order

The offline KYC procedure takes around 3 working days to be completed. However, this can vary based on a slew of factors such as whether or not there were any errors, inconsistencies, or ambiguities in the application form. Hence, ensure that the form is correctly filled with all the latest information.

STEPS TO OPEN AN ACCOUNT

Step-1

A. OFF LINE ACCOUNT OPENING FORM

- Fill up the account opening form and sign the relevant pages as marked
- Attach self-attested copies of PAN Card, Aadhar Card after redacting the first eight digits of Aadhar no, Address Proof as prescribed along with blank cancelled cheque duly signed.

B. ONLINE ACCOUNT OPENING (Presently *Not active*)

- Click E-KYC-Link : <https://backoffice.aryafingroup.in/MKYC>
- It will take the client to various of stages of EKYC process

Step-2

Submission of Original KYC form along with documents at the Backoffice Department of the company

Step-3

Verification of KYC form and documents at KYC dept.,

Step-4

In person verification by the officials of Arya Fin-Trade Services (India) Private Limited.

Step-5

Execution of agreements if applicable

Step-6

Activation of Trading UCC in exchanges and Demat account no. with depositories

Step-7

Intimation of demat account no. to Client along with copies of KYC